

AGENDA PLACEMENT FORM

(Submission Deadline – Monday, 5:00 PM before Regular Court Meetings)

Date: 7/15/2024

Meeting Date: 7/22/2024

Submitted By: Kathy Blackwell

Department: Treasurer

Signature of Elected Official/Department Head:

Kathy M. Blackwell

Court Decision: <small>This section to be completed by County Judge's Office</small>


Description:

Consideration to approve the Quarterly Investment Report for the time period of April 1, 2024 to June 30, 2024 (3rd Quarter FY2024)

(May attach additional sheets if necessary)

Person to Present: _____

(Presenter must be present for the item unless the item is on the Consent Agenda)

Supporting Documentation: (check one) PUBLIC CONFIDENTIAL

(PUBLIC documentation may be made available to the public prior to the Meeting)

Estimated Length of Presentation: _____ minutes

Session Requested: (check one)

Action Item Consent Workshop Executive Other _____

Check All Departments That Have Been Notified:

County Attorney IT Purchasing Auditor

Personnel Public Works Facilities Management

Other Department/Official (list) _____


**Please List All External Persons Who Need a Copy of Signed Documents
In Your Submission Email**

Summary

This report is submitted in accordance with Government Code 2256.023. Investment of funds shall be governed by the following investment objectives, in order of priority: preservation and safety of principal, liquidity, and yield.

The investment report is prepared according to generally accepted accounting principles. All of the the County's investments are in full compliance with the Johnson County Investment Policy as passed by the Johnson County Commissioner's Court on July 8, 2024.

Sincerely,



Kathy Blackwell
Johnson County Treasurer
Investment Officer for Johnson County



Steve Watson
Johnson County Auditor
Investment Officer for Johnson County

JOHNSON COUNTY INVESTMENT REPORT
3RD QTR 2024

Investment Officers for Johnson County

Kathy Blackwell - Johnson County Treasurer

Steve Watson - Johnson County Auditor

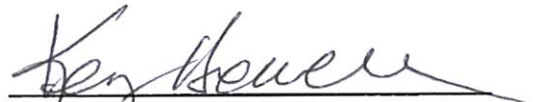
July 15, 2024




Christopher Boedeker, County Judge



Rick Bailey, Commissioner Pct. 1



Kenny Howell, Commissioner Pct. 2



Mike White, Commissioner Pct. 3



Larry Woolley, Commissioner Pct. 4

ATTEST:

By: 
April Long, County Clerk



MONTH END BALANCES FOR INVESTMENTS

June 30, 2024

ACCOUNT NAME	COUNTY FUND	MULTI-BANK SECURITIES	TEXAS CLASS	TEXPOOL	AMERPRISE FINANCIAL	MONEY MARKET FFB	TOTAL
GENERAL	0100	\$ 13,755,095.25	\$ 2,726,286.85	\$ 4,541,399.37	\$ 8,635,617.90	\$ 48,058,196.80	\$ 77,716,596.17
HEALTHCARE FUND	0119	\$ -	\$ -	\$ -	\$ -	\$ 11,029,756.59	\$ 11,029,756.59
R&B1	0150	\$ 73,552.36	\$ 536,773.93	\$ 554,472.67	\$ -	\$ 1,736,628.93	\$ 2,901,427.89
R&B2	0160	\$ 74,765.72	\$ 979,362.62	\$ 1,387,667.18	\$ -	\$ 1,634,832.34	\$ 4,076,627.86
R&B3	0170	\$ 77,909.72	\$ 220,934.91	\$ 1,170,872.51	\$ -	\$ 1,838,425.52	\$ 3,308,142.66
R&B4	0180	\$ 299,639.48	\$ 1,015,819.76	\$ 438,106.64	\$ -	\$ 1,940,222.13	\$ 3,693,788.01
RECORDS MNGMT & PRESER CC	0212	\$ -	\$ -	\$ 300,035.67	\$ -	\$ -	\$ 300,035.67
RECORDS MGMT & PRESER REC	0216	\$ -	\$ 1,543,074.78	\$ -	\$ -	\$ -	\$ 1,543,074.78
RECORDS MNGMT-COUNTY	0220	\$ -	\$ -	\$ 1,040,044.64	\$ -	\$ -	\$ 1,040,044.64
ELECTION SERVICES	0240	\$ -	\$ -	\$ 192,228.23	\$ -	\$ -	\$ 192,228.23
STOP SCU-FORFEITURES	0300	\$ -	\$ -	\$ 680,962.82	\$ -	\$ -	\$ 680,962.82
RECORDS ARCHIVE-CC	0450	\$ -	\$ 214,527.64	\$ 173,375.29	\$ -	\$ -	\$ 387,902.93
CC RECORDS PRESERVATION	0480	\$ -	\$ -	\$ 123,880.42	\$ -	\$ -	\$ 123,880.42
CAPITAL MURDER	0530	\$ 624,703.26	\$ 358,562.56	\$ 1,040,044.64	\$ -	\$ -	\$ 2,023,310.46
INDIGENT HEALTH CARE	0550	\$ 125,895.14	\$ 1,115,660.07	\$ 1,927,089.97	\$ -	\$ -	\$ 3,168,645.18
RIGHT OF WAY	0600	\$ 811,366.12	\$ 181,569.12	\$ 165,529.84	\$ -	\$ -	\$ 1,158,465.08
PRE-TRAIL BOND SUPER	1020	\$ -	\$ -	\$ 22,426.67	\$ -	\$ -	\$ 22,426.67
ARPA	8820	\$ -	\$ -	\$ 4,876,531.60	\$ -	\$ 400,000.00	\$ 5,276,531.60
		\$ 15,842,927.05	\$ 8,892,572.24	\$ 18,634,668.16	\$ 8,635,617.90	\$ 66,638,062.31	\$ 118,643,847.66

JOHNSON COUNTY FIXED INCOME INVESTMENT SUMMARY BY FUND		
Multi Bank Securities		
AS OF 6/30/2024		
COUNTY FUND	BOOK VALUE	MARKET VALUE
0100	\$ 13,465,920.00	\$ 13,754,414.10
0150	\$ 111,552.00	\$ 73,621.53
0160	\$ 111,552.00	\$ 74,832.64
0170	\$ 111,552.00	\$ 77,970.81
0180	\$ 334,656.00	\$ 299,700.71
0530	\$ 669,312.00	\$ 624,778.63
0550	\$ 223,104.00	\$ 126,072.74
0600	\$ 908,352.00	\$ 811,535.90
	\$ 15,936,000.00	\$ 15,842,927.06

JOHNSON COUNTY FIXED INCOME INVESTMENT SUMMARY BY FUND		
Ameriprise Financial		
AS OF 6/30/2024		
COUNTY FUND	BOOK VALUE	MARKET VALUE
0100	\$ 8,437,000.00	\$ 8,635,617.90
0150	\$ -	\$ -
0160	\$ -	\$ -
0170	\$ -	\$ -
0180	\$ -	\$ -
0530	\$ -	\$ -
0550	\$ -	\$ -
0600	\$ -	\$ -
	\$ 8,437,000.00	\$ 8,635,617.90

JOHNSON COUNTY INVESTMENTS WITH MULTI-BANK SECURITIES						Matured/Called
ACCOUNT NAME	CUSIP#	SETTLEMENT DATE	MATURITY DATE	MBS March 31, 2024	MBS June 30, 2024	
BOOK VALUE	066519QU6	3/31/2021	4/1/2024	\$ 249,000.00	\$ -	
MARKET VALUE				\$ 248,868.03	\$ -	
BOOK VALUE	649447UP2	6/3/2021	6/3/2024	\$ 249,000.00	\$ -	
MARKET VALUE				\$ 246,734.10	\$ -	
BOOK VALUE	3133EMYR7	5/6/2021	5/6/2024	\$ 750,000.00	\$ -	
MARKET VALUE				\$ 746,265.00	\$ -	
BOOK VALUE	3130AQTk9	2/28/2022	5/28/2024	\$ 500,000.00	\$ -	
MARKET VALUE				\$ 496,890.00	\$ -	
BOOK VALUE	3130APW92	12/3/2021	6/3/2024	\$ 500,000.00	\$ -	
MARKET VALUE				\$ 496,190.00	\$ -	
BOOK VALUE	3130AMK24	6/10/2021	6/10/2024	\$ 1,000,000.00	\$ -	
MARKET VALUE				\$ 990,660.00	\$ -	
BOOK VALUE	90348JQ52	7/21/2021	7/22/2024	\$ 249,000.00	\$ 249,000.00	
MARKET VALUE				\$ 245,232.63	\$ 248,208.18	
BOOK VALUE	88241TL57	7/30/2021	7/30/2024	\$ 249,000.00	\$ 249,000.00	
MARKET VALUE				\$ 244,968.69	\$ 247,926.81	
BOOK VALUE	856285XA4	8/30/2021	8/30/2024	\$ 249,000.00	\$ 249,000.00	
MARKET VALUE				\$ 244,119.60	\$ 246,973.14	
BOOK VALUE	89235MLN9	9/9/2021	9/9/2024	\$ 249,000.00	\$ 249,000.00	
MARKET VALUE				\$ 243,795.90	\$ 246,632.01	
BOOK VALUE	87165GH39	10/15/2021	10/15/2024	\$ 249,000.00	\$ 249,000.00	
MARKET VALUE				\$ 242,869.62	\$ 245,514.00	

ACCOUNT NAME	CUSIP#	SETTLEMENT DATE	MATURITY DATE	MBS	MBS
				March 31, 2024	June 30, 2024
BOOK VALUE	45780PBB0	10/28/2021	10/28/2024	\$ 249,000.00	\$ 249,000.00
MARKET VALUE				\$ 242,488.65	\$ 245,157.93
BOOK VALUE	39573LCB2	11/23/2021	11/22/2024	\$ 249,000.00	\$ 249,000.00
MARKET VALUE				\$ 241,846.23	\$ 244,458.24
BOOK VALUE	14042RQD6	11/24/2021	11/25/2024	\$ 249,000.00	\$ 249,000.00
MARKET VALUE				\$ 241,930.89	\$ 244,373.58
BOOK VALUE	538036TK0	12/10/2021	12/10/2024	\$ 249,000.00	\$ 249,000.00
MARKET VALUE				\$ 241,440.36	\$ 243,975.18
BOOK VALUE	07371AWR0	2/9/2022	2/5/2025	\$ 248,000.00	\$ 248,000.00
MARKET VALUE				\$ 239,977.20	\$ 242,095.12
BOOK VALUE	33715LEN6	2/17/2023	2/18/2025	\$ 248,000.00	\$ 248,000.00
MARKET VALUE				\$ 247,399.84	\$ 247,347.76
BOOK VALUE	07371CJ42	3/2/2022	2/26/2025	\$ 247,000.00	\$ 247,000.00
MARKET VALUE				\$ 239,518.37	\$ 241,272.07
BOOK VALUE	05584CMK9	4/5/2024	10/6/2025		\$ 243,000.00
MARKET VALUE					\$ 242,496.99
BOOK VALUE	64832JAR9	5/10/2024	11/10/2025		\$ 248,000.00
MARKET VALUE					\$ 247,575.92
BOOK VALUE	92023LBW2	5/10/2024	11/10/2025		\$ 248,000.00
MARKET VALUE					\$ 247,739.60
BOOK VALUE	0661ORCP2	3/27/2024	12/26/2025	\$ 249,000.00	\$ 249,000.00
MARKET VALUE				\$ 248,340.15	\$ 247,966.65
BOOK VALUE	05580A5P5	2/16/2024	2/17/2026	\$ 244,000.00	\$ 244,000.00
MARKET VALUE				\$ 242,006.52	\$ 241,791.80
BOOK VALUE	06051XAD4	2/15/2024	2/17/2026	\$ 244,000.00	\$ 244,000.00
MARKET VALUE				\$ 242,443.28	\$ 242,172.44
BOOK VALUE	33767GGS1	2/16/2024	2/17/2026	\$ 244,000.00	\$ 244,000.00
MARKET VALUE				\$ 242,572.60	\$ 242,284.68
BOOK VALUE	098079BF2	3/15/2024	3/16/2026	\$ 249,000.00	\$ 249,000.00
MARKET VALUE				\$ 248,452.20	\$ 248,051.31
BOOK VALUE	32114VCN5	3/19/2024	3/19/2026	\$ 248,000.00	\$ 248,000.00
MARKET VALUE				\$ 247,518.88	\$ 247,119.60
BOOK VALUE	62847NEL6	3/27/2024	3/27/2026	\$ 249,000.00	\$ 249,000.00
MARKET VALUE				\$ 248,773.41	\$ 248,342.64
BOOK VALUE	065427BS4	4/10/2024	4/10/2026		\$ 249,000.00
MARKET VALUE					\$ 248,170.83
BOOK VALUE	45332WBL6	11/30/2023	5/29/2026	\$ 248,000.00	\$ 248,000.00
MARKET VALUE				\$ 248,488.56	\$ 247,957.84
BOOK VALUE	50625LBS1	11/30/2023	6/1/2026	\$ 248,000.00	\$ 248,000.00
MARKET VALUE				\$ 250,546.96	\$ 249,790.56
BOOK VALUE	843355BS6	11/14/2023	8/14/2026	\$ 248,000.00	\$ 248,000.00
MARKET VALUE				\$ 249,857.52	\$ 249,120.96
BOOK VALUE	20825WCS7	9/1/2023	9/1/2026	\$ 248,000.00	\$ 248,000.00
MARKET VALUE				\$ 250,804.88	\$ 249,912.08
BOOK VALUE	356436AQ8	9/19/2023	9/18/2026	\$ 248,000.00	\$ 248,000.00
MARKET VALUE				\$ 251,521.60	\$ 250,502.32
BOOK VALUE	67054NBN2	11/13/2023	11/10/2026	\$ 248,000.00	\$ 248,000.00
MARKET VALUE				\$ 253,088.96	\$ 251,724.96
BOOK VALUE	01882MAJ1	11/20/2023	11/20/2026	\$ 248,000.00	\$ 248,000.00
MARKET VALUE				\$ 253,483.28	\$ 252,044.88
BOOK VALUE	23322GW45	6/6/2024	12/4/2026		\$ 249,000.00
MARKET VALUE					\$ 247,418.85
BOOK VALUE	319267MH0	6/7/2024	12/7/2026		\$ 244,000.00
MARKET VALUE					\$ 243,465.64
BOOK VALUE	919853KY6	3/19/2024	3/19/2027	\$ 244,000.00	\$ 244,000.00
MARKET VALUE				\$ 243,636.44	\$ 242,140.72
BOOK VALUE	654062LV8	3/22/2024	3/22/2027	\$ 249,000.00	\$ 249,000.00
MARKET VALUE				\$ 248,736.06	\$ 247,227.12
BOOK VALUE	73317ACV2	3/20/2024	3/22/2027	\$ 247,000.00	\$ 247,000.00
MARKET VALUE				\$ 246,365.21	\$ 244,868.39

ACCOUNT NAME	CUSIP#	SETTLEMENT DATE	MATURITY DATE	MBS	
				March 31, 2024	June 30, 2024
BOOK VALUE	68584JAR0	5/17/2024	5/17/2027		\$ 249,000.00
MARKET VALUE					\$ 248,133.48
BOOK VALUE	3361ORVJ9	6/5/2024	6/7/2027		\$ 244,000.00
MARKET VALUE					\$ 242,762.92
BOOK VALUE	3130AMV82	7/12/2021	7/12/2024	\$ 1,000,000.00	\$ 1,000,000.00
MARKET VALUE				\$ 985,900.00	\$ 998,360.00
BOOK VALUE	3130AMXQ0	7/12/2021	7/12/2024	\$ 500,000.00	\$ 500,000.00
MARKET VALUE				\$ 493,125.00	\$ 499,200.00
BOOK VALUE	3130AMXL1	7/15/2021	7/15/2024	\$ 500,000.00	\$ 500,000.00
MARKET VALUE				\$ 492,940.00	\$ 498,985.00
BOOK VALUE	3130ANG61	8/16/2021	8/16/2024	\$ 1,000,000.00	\$ 1,000,000.00
MARKET VALUE				\$ 981,630.00	\$ 993,560.00
BOOK VALUE	3130APB20	10/22/2021	10/22/2024	\$ 500,000.00	\$ 500,000.00
MARKET VALUE				\$ 487,370.00	\$ 492,315.00
BOOK VALUE	3130APMB8	11/22/2021	11/22/2024	\$ 500,000.00	\$ 500,000.00
MARKET VALUE				\$ 485,895.00	\$ 490,390.00
BOOK VALUE	3130AQEG4	1/10/2022	1/10/2025	\$ 500,000.00	\$ 500,000.00
MARKET VALUE				\$ 484,160.00	\$ 488,570.00
BOOK VALUE	3130AYPN0	1/29/2024	1/15/2027	\$ 495,000.00	\$ 495,000.00
MARKET VALUE				\$ 490,881.60	\$ 489,272.85
BOOK VALUE	3133EP5L5	3/18/2024	3/18/2027	\$ 280,000.00	\$ 280,000.00
MARKET VALUE				\$ 279,269.20	\$ 278,712.00
BOOK VALUE	3135GASY8	5/28/2024	5/28/2027		\$ 500,000.00
MARKET VALUE					\$ 499,165.00
BOOK VALUE	3135GATF8	6/10/2024	6/10/2027		\$ 1,000,000.00
MARKET VALUE					\$ 999,680.00
FUNDS IN CASH ACCT PERSHING				\$ 254,711.68	\$ -
BOOK VALUE				\$ 15,710,000.00	\$ 15,936,000.00
MARKET VALUE				\$ 15,793,714.10	\$ 15,842,927.05

JOHNSON COUNTY INVESTMENT WITH AMERPRISE FINANCIAL

ACCOUNT NAME	CUSIP#	SETTLEMENT DATE	MATURITY DATE	AMERPRISE	
				March 31, 2024	June 30, 2024
BOOK VALUE	912828X70	5/2/2022	4/30/2024	\$ 250,000.00	\$ 250,000.00
MARKET VALUE				\$ 249,325.00	\$ 249,325.00
BOOK VALUE	880591ER9	6/10/2022	9/15/2024	\$ 250,000.00	\$ 250,000.00
MARKET VALUE				\$ 247,130.00	\$ 248,657.50
BOOK VALUE	61773TKS1	9/29/2022	9/27/2024	\$ 249,000.00	\$ 249,000.00
MARKET VALUE				\$ 247,687.77	\$ 248,297.82
BOOK VALUE	3130ATH75	9/30/2022	9/30/2024	\$ 500,000.00	\$ 500,000.00
MARKET VALUE				\$ 498,535.00	\$ 498,595.00
BOOK VALUE	3130AQHR7	1/28/2022	10/28/2024	\$ 1,000,000.00	\$ 1,000,000.00
MARKET VALUE				\$ 976,590.00	\$ 985,630.00
BOOK VALUE	912828YY0	5/2/2022	12/31/2024	\$ 250,000.00	\$ 250,000.00
MARKET VALUE				\$ 243,770.00	\$ 245,605.00
BOOK VALUE	32026UU53	7/21/2023	1/21/2025	\$ 243,000.00	\$ 243,000.00
MARKET VALUE				\$ 243,080.19	\$ 242,827.47
BOOK VALUE	48266PCS9	7/21/2023	1/21/2025	\$ 249,000.00	\$ 249,000.00
MARKET VALUE				\$ 248,843.13	\$ 248,696.22
BOOK VALUE	02007GQR7	5/5/2022	5/5/2025	\$ 246,000.00	\$ 246,000.00
MARKET VALUE				\$ 240,452.70	\$ 241,249.74
BOOK VALUE	06740KPY7	5/4/2022	5/5/2025	\$ 246,000.00	\$ 246,000.00
MARKET VALUE				\$ 240,211.62	\$ 241,067.70
BOOK VALUE	254673C46	5/4/2022	5/5/2025	\$ 246,000.00	\$ 246,000.00
MARKET VALUE				\$ 240,211.62	\$ 241,067.70
BOOK VALUE	3134GXRG1	5/12/2022	5/12/2025	\$ 500,000.00	\$ 500,000.00
MARKET VALUE				\$ 489,760.00	\$ 490,910.00
BOOK VALUE	61768EJV6	5/26/2022	5/27/2025	\$ 246,000.00	\$ 246,000.00
MARKET VALUE				\$ 240,624.90	\$ 241,298.94
BOOK VALUE	3133ENYP9	6/9/2022	6/9/2025	\$ 500,000.00	\$ 500,000.00
MARKET VALUE				\$ 489,495.00	\$ 490,490.00

ACCOUNT NAME	CUSIP#	SETTLEMENT DATE	MATURITY DATE	MBS	
				March 31, 2024	June 30, 2024
BOOK VALUE	14042THM2	7/7/2022	7/7/2025	\$ 245,000.00	\$ 245,000.00
MARKET VALUE				\$ 240,097.55	\$ 240,624.30
BOOK VALUE	27002YGD2	7/21/2023	7/21/2025	\$ 249,000.00	\$ 249,000.00
MARKET VALUE				\$ 249,109.56	\$ 248,666.34
BOOK VALUE	66476QDZ8	7/19/2023	7/21/2025	\$ 243,000.00	\$ 243,000.00
MARKET VALUE				\$ 242,934.39	\$ 242,511.57
BOOK VALUE	3130A5N88	7/28/2022	7/28/2025	\$ 250,000.00	\$ 250,000.00
MARKET VALUE				\$ 245,652.50	\$ 246,362.50
BOOK VALUE	949764EJ9	8/8/2023	8/8/2025	\$ 249,000.00	\$ 249,000.00
MARKET VALUE				\$ 249,151.89	\$ 248,696.22
BOOK VALUE	05600XUP3	8/9/2023	8/11/2025	\$ 243,000.00	\$ 243,000.00
MARKET VALUE				\$ 242,980.56	\$ 242,531.01
BOOK VALUE	3134GXX41	9/22/2022	9/22/2025	\$ 500,000.00	\$ 500,000.00
MARKET VALUE				\$ 493,065.00	\$ 493,820.00
BOOK VALUE	13135NAU4	11/4/2022	11/4/2025	\$ 249,000.00	\$ 249,000.00
MARKET VALUE				\$ 248,833.17	\$ 248,399.91
BOOK VALUE	12547CBR8	6/14/2023	6/15/2026	\$ 244,000.00	\$ 244,000.00
MARKET VALUE				\$ 243,211.88	\$ 242,887.36
BOOK VALUE	23204HPA0	6/14/2023	6/15/2026	\$ 244,000.00	\$ 244,000.00
MARKET VALUE				\$ 243,465.64	\$ 243,111.84
BOOK VALUE	062119CB6	7/28/2023	7/28/2026	\$ 249,000.00	\$ 249,000.00
MARKET VALUE				\$ 250,733.04	\$ 250,033.35
BOOK VALUE	307811HD4	7/31/2023	7/31/2026	\$ 249,000.00	\$ 249,000.00
MARKET VALUE				\$ 248,591.64	\$ 248,133.48
BOOK VALUE	320437AC0	8/4/2023	8/4/2026	\$ 249,000.00	\$ 249,000.00
MARKET VALUE				\$ 248,880.48	\$ 248,377.50
BOOK VALUE	88423MAC9	8/11/2023	8/11/2026	\$ 249,000.00	\$ 249,000.00
MARKET VALUE				\$ 249,179.28	\$ 248,621.52
CASH AND CASH INVESTMENTS				\$ 33,985.80	\$ 278,447.91
BOOK VALUE				\$ 8,687,000.00	\$ 8,437,000.00
MARKET VALUE				\$ 8,625,589.31	\$ 8,635,617.90

JOHNSON COUNTY INVESTMENTS WITH TEXAS CLASS			
Market Value = Book Value			
ACCOUNT NAME	COUNTY FUND	Texas Class	
		March 31, 2024	June 30, 2024
GENERAL	0100	\$ 2,690,301.04	\$ 2,726,286.85
R&B1	0150	\$ 529,688.73	\$ 536,773.93
R&B2	0160	\$ 966,435.45	\$ 979,362.62
R&B3	0170	\$ 218,018.66	\$ 220,934.91
R&B4	0180	\$ 1,002,411.38	\$ 1,015,819.76
RECORDS MGMT & PRESER CC	0212		
RECORDS MGMT & PRESER REC	0216	\$ 1,522,706.85	\$ 1,543,074.78
RECORDS MNGMT-COUNTY	0220		
ELECTION SERVICES	0240		
STOP SCU-FORFEITURES	0300		
STOP SCU-SEIZURES	0320		
RECORDS ARCHIVE-CC	0450	\$ 211,695.98	\$ 214,527.64
CC RECORDS PRESERVATION	0480		
CAPITAL MURDER	0530	\$ 353,829.69	\$ 358,562.56
INDIGENT HEALTH CARE	0550	\$ 1,100,933.84	\$ 1,115,660.07
RIGHT OF WAY	0600	\$ 179,172.50	\$ 181,569.12
EQUIP DEBT FUND	0850		
PRE-TRAIL BOND SUPER	1020		
		\$ 8,775,194.12	\$ 8,892,572.24

JOHNSON COUNTY INVESTMENTS WITH TEXPOOL			
Market Value = Book Value			
ACCOUNT NAME	COUNTY FUND	TexPool	
		March 31, 2024	June 30, 2024
GENERAL	0100	\$ 4,973,398.23	\$ 4,541,399.37
R&B1	0150	\$ 565,914.06	\$ 554,472.67
R&B2	0160	\$ 1,416,301.29	\$ 1,387,667.18
R&B3	0170	\$ 1,195,033.14	\$ 1,170,872.51
R&B4	0180	\$ 447,146.85	\$ 438,106.64
RECORDS MGMT & PRESER CC	0212	\$ 306,226.82	\$ 300,035.67
RECORDS MGMT & PRESER REC	0216	\$ 1,061,505.67	\$ 1,040,044.64
ELECTION SERVICES	0240	\$ 196,194.80	\$ 192,228.23
STOP SCU-FORFEITURES	0300	\$ 695,014.28	\$ 680,962.82
RECORDS ARCHIVE-CC	0450	\$ 176,952.85	\$ 173,375.29
CC RECORDS PRESERVATION	0480	\$ 126,436.66	\$ 123,880.42
CAPITAL MURDER	0530	\$ 1,061,505.67	\$ 1,040,044.64
INDIGENT HEALTH CARE	0550	\$ 1,966,854.92	\$ 1,927,089.97
RIGHT OF WAY	0600	\$ 168,945.49	\$ 165,529.84
PRE-TRAIL BOND SUPER	1020	\$ 22,889.44	\$ 22,426.67
ARPA	8820	\$ 5,000,000.00	\$ 4,876,531.60
		\$ 19,380,320.17	\$ 18,634,668.16

JOHNSON COUNTY INVESTMENTS MONEY MARKET - FFB			
ACCOUNT NAME	COUNTY	MM - FFB	MM-FFB
	FUND	March 31, 2024	June 30,2024
GENERAL	0100	\$ 54,084,756.60	\$ 48,058,196.80
HEALTHCARE FUND	0119	\$ 10,885,469.38	\$ 11,029,756.59
R&B1	0150	\$ 1,713,910.99	\$ 1,736,628.93
R&B2	0160	\$ 1,613,446.07	\$ 1,634,832.34
R&B3	0170	\$ 1,814,375.92	\$ 1,838,425.52
R&B4	0180	\$ 1,914,840.85	\$ 1,940,222.13
ARPA	8820	\$ 3,900,000.00	\$ 400,000.00
		\$ 75,926,799.81	\$ 66,638,062.31

INVESTMENT INTEREST FOR 3RD QTR 2024							
ACCOUNT NAME	COUNTY		APRIL	MAY	JUNE		TOTAL
	FUND						
GENERAL	0100	\$	315,783.30	\$ 352,820.30	\$ 306,050.17		\$ 974,653.77
HEALTHCARE FUND	0119	\$	47,421.08	\$ 52,358.28	\$ 44,507.85		\$ 144,287.21
R&B1	0150	\$	12,456.84	\$ 13,431.04	\$ 12,082.81		\$ 37,970.69
R&B2	0160	\$	17,673.92	\$ 18,814.97	\$ 17,374.39		\$ 53,863.28
R&B3	0170	\$	14,298.76	\$ 15,371.39	\$ 13,912.13		\$ 43,582.28
R&B4	0180	\$	15,439.04	\$ 16,612.33	\$ 15,161.11		\$ 47,212.48
RECORDS MGMT & PRESER CC	0212	\$	1,344.55	\$ 1,394.93	\$ 1,355.74		\$ 4,095.22
RECORDS MGMT & PRESER REC	0216	\$	11,347.68	\$ 11,774.26	\$ 11,441.67		\$ 34,563.61
ELECTION SERVICES	0240	\$	861.43	\$ 893.71	\$ 868.60		\$ 2,623.74
STOP SCU-FORFEITURES	0300	\$	3,051.61	\$ 3,165.94	\$ 3,076.99		\$ 9,294.54
RECORDS ARCHIVE-CC	0450	\$	1,706.61	\$ 1,770.74	\$ 1,720.74		\$ 5,198.09
CC RECORDS PRESERVATION	0480	\$	555.15	\$ 575.95	\$ 559.77		\$ 1,690.87
CAPITAL MURDER	0530	\$	7,740.68	\$ 8,110.13	\$ 8,171.29		\$ 24,022.10
INDIGENT HEALTH CARE	0550	\$	13,777.82	\$ 14,311.12	\$ 13,966.31		\$ 42,055.25
RIGHT OF WAY	0600	\$	3,510.54	\$ 3,745.03	\$ 4,015.62		\$ 11,271.19
PRE-TRAIL BOND SUPER	1020	\$	100.50	\$ 104.27	\$ 101.34		\$ 306.11
ARPA	8820	\$	38,937.72	\$ 36,868.25	\$ 26,393.01		\$ 102,198.98
		\$	506,007.23	\$ 552,122.64	\$ 480,759.54		\$ 1,538,889.41